

bright.

Compact, turn-key, and optimized for 2-photon microscopy

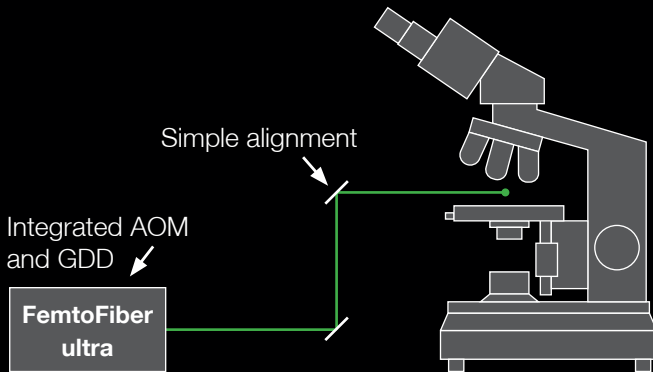


1050 nm

Femtosecond Fiber Laser



Plug & Play with fully integrated dispersion precompensation and power control!



Focus on your application!

Schedule a free live or virtual demo!



www.toptica.com/lasers4neuroscience

FemtoFiber ultra 1050



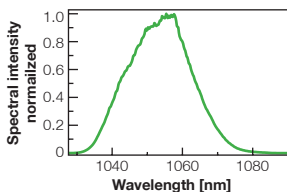
DANGER – INVISIBLE LASER RADIATION,
AVOID EYE OR SKIN EXPOSURE TO DIRECT
OR SCATTERED RADIATION, CLASS 4 LASER
PRODUCT, EN60825-1:2014

Laser Specifications*	
Center wavelength	1050 nm
Pulse duration	< 100 fs
Average output power	> 5 W
Repetition rate	80 MHz
Dispersion precompensation Range	-40,000 .. +1000 fs ²
Integrated power control (optional)	> 1 MHz AOM modulation bandwidth
Beam shape	TEM ₀₀ , M ² < 1.2
Beam divergence	< 1 mrad
Beam size (1/e ²)	Ø 1.0 mm (typ.)
Linear polarization	> 100:1 (> 20 dB), vertical
Output coupling	Free space
Dimensions laser head	77 x 165 x 300 mm ³ (H x W x D)
Weight laser head	< 5 kg

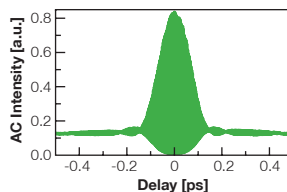
*) Subject to change without notice

Key Features

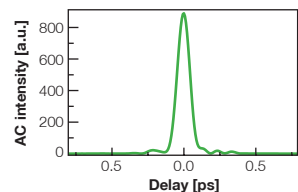
- Fully turn-key with integrated AOM and GDD
- No noise-stress for animals thanks to fully air-cooled design
- Brighter images with clean temporal pulse shape
- Compact laser design saving valuable table space
- Low cost of ownership using robust & reliable fiber-laser technology



Typical emission spectrum (linear).



Interferometric autocorrelation.



Retrieved pulse shape with typ. 95% of the laser power in main peak.