
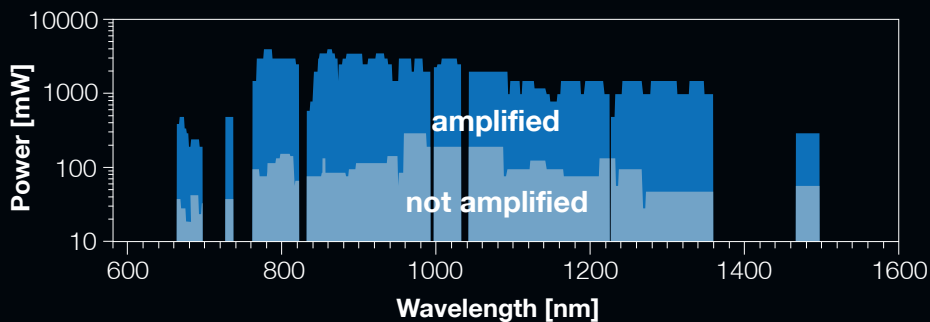


amplified.



660 .. 1495 nm, up to 4 W

Amplified Tunable Laser Systems



www.toptica.com/amplified

TA pro



DANGER – VISIBLE AND INVISIBLE LASER RADIATION. AVOID EYE OR SKIN EXPOSURE TO DIRECT OR SCATTERED RADIATION, CLASS 4 LASER PRODUCT, EN60825-1:2014

Specifications								
	Customized	TopSeller (not configurable)						
	DLC TA pro	670	765	780	795	850	DFB 780	DFB 852
Wavelength range [nm]	660 - 1495*	662 - 673	760 - 785	765 - 795	775 - 805	845 - 870	779 - 780	851 - 852
Max. output power [W]	4	0,5	2	4	3	3	4	3
Tuning	Typical coarse tuning range 10 - 50 nm, mode-hop free tuning 20 - 50 GHz							
Typical linewidth (5 μ s)	10 .. 300 kHz (DL pro master), 0.2 .. 4 MHz (DFB pro master)							
Fiber coupling	Output and probe beam: Optional							
Maximum TA current	5 A (with DLC pro TA), 10 A (with DLC pro TA HP)							
Power consumption	typ. 70 W							

*Spectral coverage with gaps
Specifications are subject to change without further notice

Key Features

- Wavelengths between 660 nm and 1495 nm
- High power up to 4W
- Low noise and drift, narrow linewidth
- Stable and reliable with pro technology
- Convenient touch, knob and remote control with DLC pro


Options

- Output and probe fiber coupling
- Narrow linewidth and motorization
- High power option with max. 10A amplifier driving current
- Options and modules for stabilizing the laser frequency and linewidth narrowing
- Rack-Integrated version available with AutoAlign: MTA pro

Ultra-stable mirror mount

Tapered amplifier with optics and heat management

Optical isolator 60 dB



Optical isolator 60 dB

DL pro as master oscillator